

IMPORTANT SAFETY INSTRUCTIONS

When using electrical appliances, especially when children are present, basic safety precautions should always be followed, including the following:

READ ALL INSTRUCTIONS BEFORE USING

KEEP AWAY FROM WATER DANGER

To reduce the risk of electrocution

1. Always unplug this appliance immediately after using.
2. Do not use while bathing or in shower.
3. Do not place or store appliance where it can fall or be pulled into a tub or sink.
4. Do not place in or drop into water or other liquid.
5. Do not reach for an appliance that has fallen into water. Unplug immediately.

WARNING

To reduce the risk of burns, electrocution, fire, or injury to persons

1. An appliance should never be left unattended when plugged in.
2. Do not pull, twist or wrap line cord around appliance.
3. Close supervision is necessary when this appliance is used by, on, or near

MEDIUM ROLLERS Use on short hair to create fullness and tight curl. Tight curls can be used at the nape of the neck and to frame your face.



LARGE ROLLERS Use on medium to long hair to create a looser curl that's bouncy and full of body.



JUMBO ROLLERS Use on medium to long hair to create the smooth sleek lines of softer, sophisticated hairstyles.



- children or individuals with certain disabilities.
4. Use this appliance only for its intended use as described in the manual. Do not use attachments not recommended by Conair.
 5. **Never operate this appliance if it has a damaged cord or plug, if it is not working properly, if it has been dropped or damaged, or dropped into water. Return the appliance to a service centre for examination and repair.**
 6. Keep the cord away from heated surfaces.
 7. Never block the air openings of the appliance or place it on a soft surface, such as a bed or couch, where the air openings may be blocked. Keep the air openings free of lint, hair, and the like.
 8. Never use while sleeping.
 9. Never drop or insert any object into any opening.
 10. Do not use outdoors or operate where aerosol (spray) products are being used or where oxygen is being administered.
 11. Do not use an extension cord with this appliance.
 12. Do not touch metal "radiator" strips that hold rollers, as they will be hot.
 13. Do not touch the metal rails that heat the rollers, nor the aluminum posts that heat the rollers.

SAVE THESE INSTRUCTIONS

TO ORDER EXTRA ROLLERS



Rollers come packed three of the same size to a carton. Rollers are sold by the carton only.

Model	Description	Price
RP150-H	3 Jumbo Rollers	\$6.10
RP151-H	3 Large Rollers	\$5.45
RP152-H	3 Medium Rollers	\$4.80
RP153-H	5 Heated Clips	\$6.10

Please add \$3.00 postage and handling to all orders.

MAIL ORDER TO:
Conair Consumer Products ULC
100 Conair Parkway
Woodbridge, ON L4H 0L2

Include return name and address and model number of replacement rollers. Please make cheque payable to Conair Consumer Products Inc.

OPERATING INSTRUCTIONS

How to operate your hairsetter with heated clips:

1. Place hairsetter on a firm, flat surface. With the lid closed, plug cord into outlet. This appliance has a polarized plug (one blade is wider than the other). As a safety feature, this plug will fit into a polarized outlet only one way. If the plug does not fit fully into the outlet, reverse the plug. If it still does not fit, contact a qualified electrician. Do not attempt to defeat this safety feature.
2. Once plugged in the red light will go on and the rollers will heat up quickly. Rollers are ready to use when the ready dot on the roller turns transparent white, and the ionic energy will be automatically activated (please refer to HOW TO CURL YOUR HAIR for further instruction).
3. Allow rollers and clips to heat with lid closed, as this will provide the fastest, most efficient heat-up. Once the rollers reach your desired temperature, you can begin setting your hair. For tighter curls, allow rollers to heat longer at a higher temperature. Never leave your hairsetter on and unattended. Always unplug the hairsetter when not in use. Allow the hairsetter to cool down after use, and store in a safe place.
4. Hair should be clean and dry or slightly damp – never wet when setting.

USER MAINTENANCE

Your hairsetter is designed for household use and is virtually maintenance-free. This product represents the highest standards of workmanship and engineering research.

If cleaning becomes necessary, disconnect the appliance from the power source. Allow the setter to cool. Clean the unit and the heating posts with a cloth. (Occasionally you may want to clean your rollers. Use a damp cloth and mild detergent or soap.) If any abnormal condition occurs, unplug the hairsetter, allow it to cool, and return it to an authorized service representative for repair.

STORAGE

Allow hairsetter to cool. Handle cord carefully to prolong its life; avoid jerking or straining at plug connections. Place hairsetter out of reach of children in a safe, dry location.

HOW TO CURL YOUR HAIR



1. Place ends of hair on roller and wind toward scalp. Roll up hair firmly. Remove clip from heated post and secure over roller. Place another clip on an aluminum post for heat-up. Continue to add clips to heating post as rollers are added to hair.



2. The firmness of the curl is regulated by the diameter of the roller, and the length of time the roller is left in your hair.

3. For tight, firm curls, use smaller rollers and leave in the hair for at least ten minutes before removing. For soft, wavy curls, use larger rollers and remove rollers after a shorter period of time.



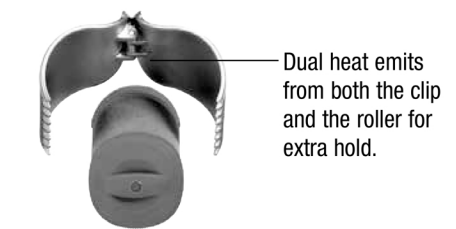
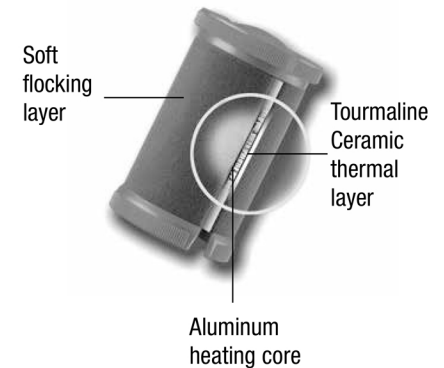
4. Removing roller: hold roller in one hand while removing heated clip with the other. Gently drop roller (DO NOT PULL) and let curl bounce back after roller has been completely removed. Let cool for one minute for a firmly set curl, and then style your hair into a look that lasts for hours.

IMPORTANT: After using the hairsetter several times, you will find the best roller selection, and the best timing for the texture of your hair and for the result you desire.

THE IONIZING FUNCTION GENERATES NEGATIVE IONS THAT CAN

- neutralize positive charge on flyaway, frizzy hair
- eliminate static electricity
- contribute to shine

The ceramic ionic port system with layered tourmaline ceramic technology rollers



LIMITED ONE-YEAR WARRANTY

Conair will repair or replace (at our option) your unit free of charge for 12 months from the date of purchase if the appliance is defective in workmanship or materials.

To obtain service under this warranty, return the defective product to the service centre listed below, together with your purchase receipt and \$7.50. In the absence of a purchase receipt, the warranty period shall be 12 months from the date of manufacture.

ANY IMPLIED WARRANTIES, OBLIGATIONS, OR LIABILITIES, INCLUDING BUT NOT LIMITED TO THE IMPLIED WARRANTY OF MERCHANTABILITY AND FITNESS FOR A PARTICULAR PURPOSE, SHALL BE LIMITED IN DURATION TO THE 12-MONTH DURATION OF THIS WRITTEN, LIMITED WARRANTY.

IN NO EVENT SHALL CONAIR BE LIABLE FOR ANY SPECIAL, INCIDENTAL, OR CONSEQUENTIAL DAMAGES FOR BREACH OF THIS OR ANY OTHER WARRANTY, EXPRESS OR IMPLIED, WHATSOEVER.

This warranty gives you specific legal rights, and you may also have other rights, which vary from province to province.

SERVICE CENTRE

Conair Consumer Products ULC
100 Conair Parkway
Woodbridge, ON L4H 0L2

For more information on any Conair product call: 1-855-926-6247

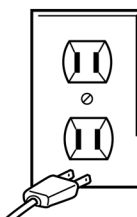
Visit our website: www.conaircanada.ca

Consumer Call Centre E-mail:
Consumer_Canada@Conair.com

©2015 Conair Consumer Products ULC

WARNING:
IF YOU THINK THE POWER IS OFF WHEN THE SWITCH IS OFF, YOU'RE WRONG.

KEEP AWAY FROM WATER



Everyone knows that electricity and water are a dangerous combination. But did you know that an electrical appliance is still electrically live even if the switch is off? If the plug is in, the power is on. So when you are not using your appliances, keep them unplugged.

ALWAYS UNPLUG SMALL APPLIANCES

CONAIR®



Have a Question?

Please do not return this product to the retailer.

Call Us First!

Our customer service and product experts are ready to answer

ALL your questions.

Please call our TOLL-FREE customer service number at: 1-855-926-6247

or visit us online at www.conaircanada.ca